

Year 3/4
Summer 1

Algorithms and programming - logo

Computing
Knowledge
Organiser

Key vocabulary

Logo – Software used for coding
BK – Backwards
FD – Forwards
RT – Right turn
LT – Left turn
REPEAT – Repeat a set of instructions
SETPC – Set pen colour to value
PU – Lift the pen off the screen
PD – Place the pen to begin drawing

Key learning

- Select, use and combine a variety of software
- Use a range of digital devices to create content that achieves a goal
- Analyse and present data and information

Key images or icons



Open, close and share work




Choose the turtle style



Choose a background



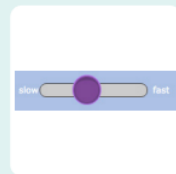
Switch the grid on and off




Press and the logo mouse follows the instructions



Reset the mouse to the start position



Change the speed at which the mouse moves



Write the Logo instructions here

Key questions

How would you code to write a letter of the alphabet?

How do I use a grid to help me with the coding?

When would you use Powerpoint?

